



Earlham Institute

Decoding Living Systems

TRAVEL INFORMATION

Contents.

1. Address
Contact details
Business Support
2. Area map
3. Site map
4. **Getting here by:**
Car
5. Bus
6. Train and air
7. Accommodation
8. City

Channels.



Other contacts.

projects@earlham.ac.uk
Projects Team

communications@earlham.ac.uk
Press and media

digital@earlham.ac.uk
Web and social

Address and contact details.

Earlham Institute
Norwich Research Park
Colney Lane
Norwich
Norfolk
United Kingdom
NR4 7UZ


Tel: +44 (0) 1603 450 001
Email: El.enquiries@earlham.ac.uk

Business Support.

The Business Support Team are the first point of contact for the Earlham Institute, both on the telephone, and in person on the reception desk between the hours of 08:30 and 17:30.



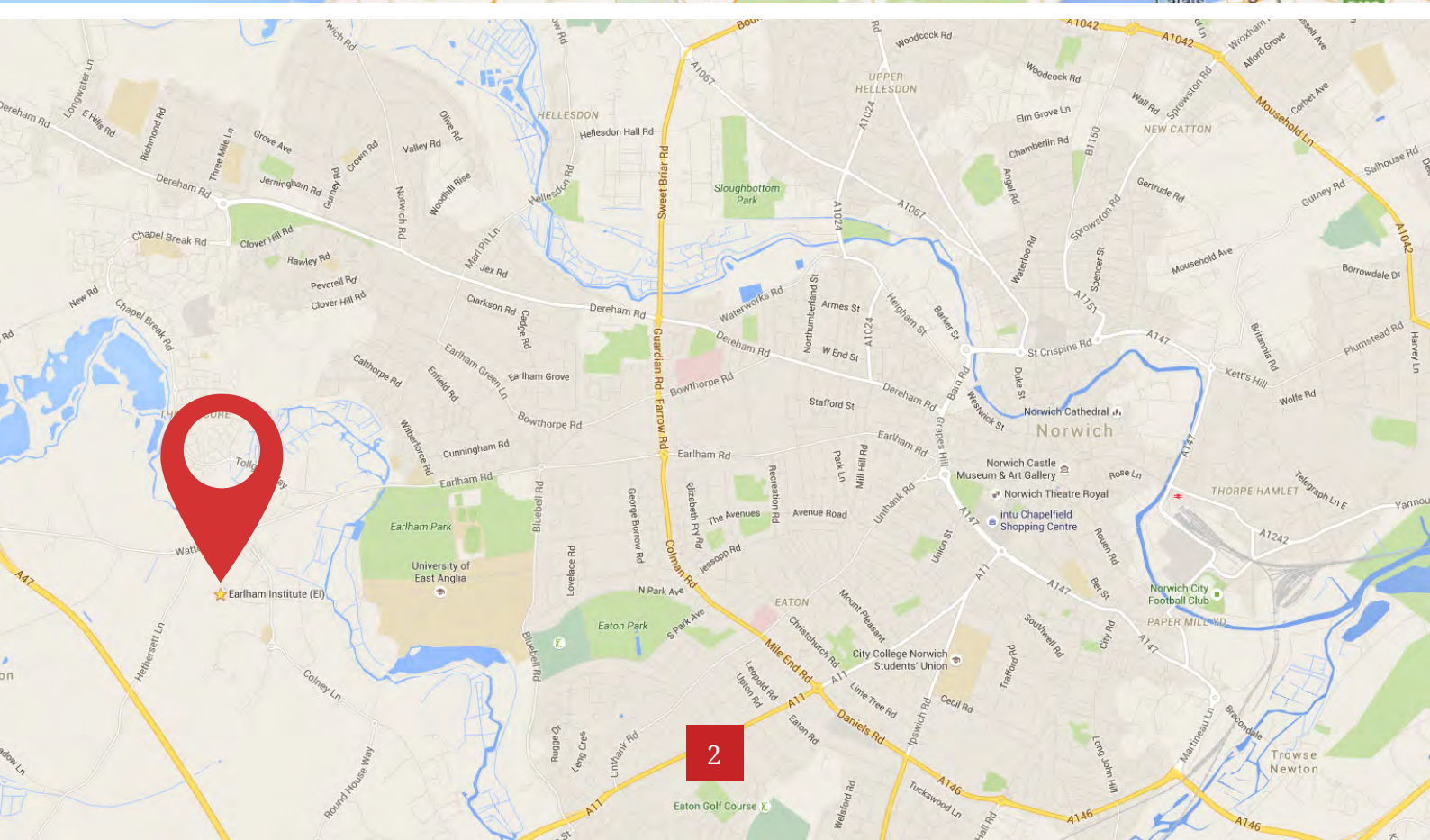
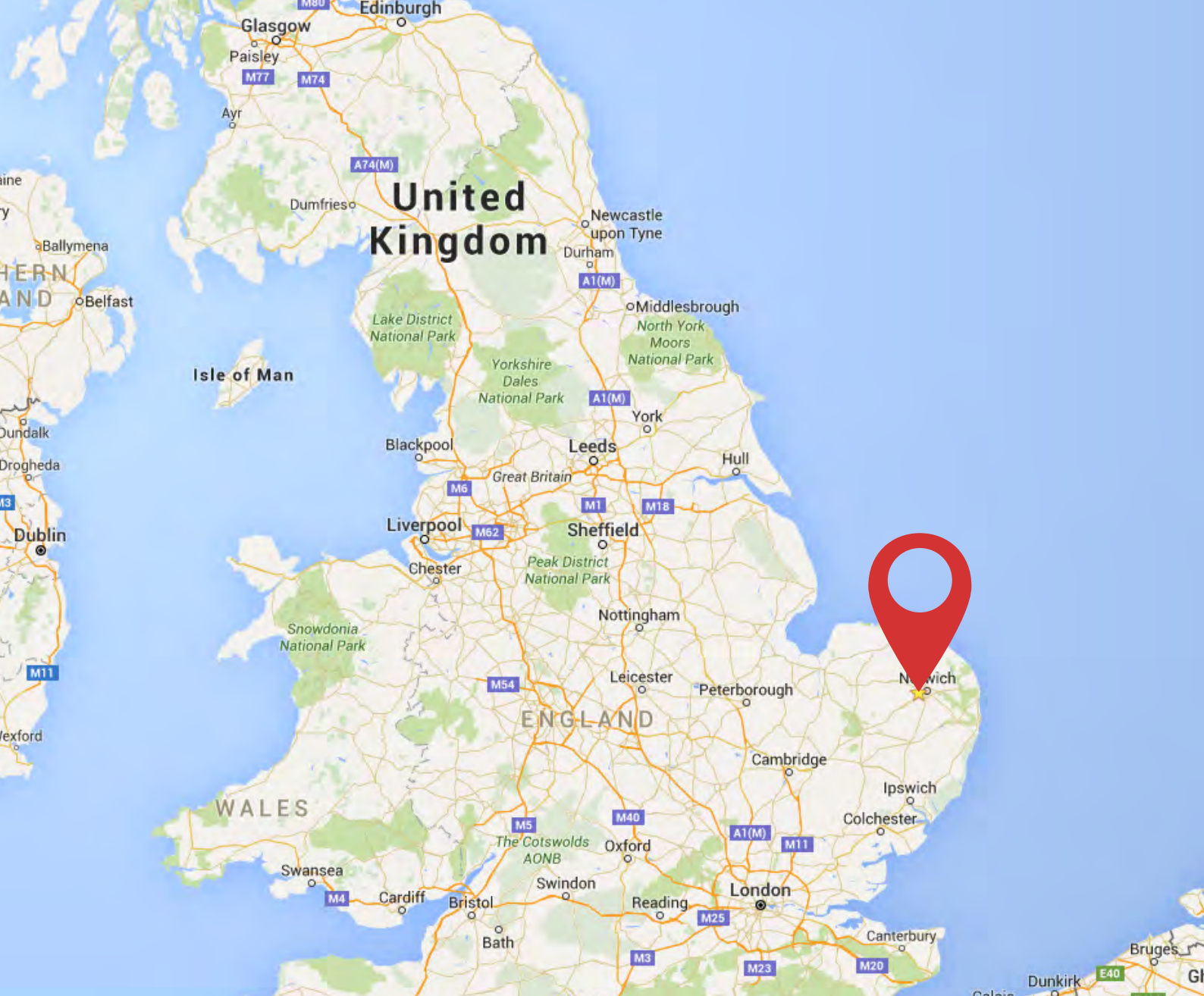
Senior Business Support Assistant
Victoria Razzell



Business Support Assistant
Elle Double



Business Support Assistant
Harley Birchenall





CAR PARK



EARLHAM
INSTITUTE



RECEPTION



GETTING HERE

By car.

From the A47

- Take the A47 Southern Bypass towards Norwich (East) until the B1108 Junction
- At the junction with B1108 branch left (signposted Norwich) and at the roundabout take 1st exit signposted Norwich, University of East Anglia
- Turn right at the second set of traffic lights and then right into the Norwich Research Park (signposted)
- Park in the Norwich Research Park site car park, follow the path to Earlham Institute where you can sign in at EI reception and register your car for onsite parking.

From the A11

- Stay on A11 until you reach the Thickthorn Services roundabout
- At roundabout take 2nd exit A47 (signposted Swaffham)
- At the junction with B1108 (Watton rd) branch left (signposted Norwich) and at the roundabout take 3rd exit B1108
- At the next roundabout take the 1st exit, signposted Norwich, University of East Anglia
- Turn right at the second set of traffic lights and then right into the Norwich Research Park (signposted)
- Park in the Norwich Research Park site car park, follow the path to Earlham Institute where you can sign in at EI reception and register your car for onsite parking.



By bus.

From Norwich City Centre

Konect Bus service information

Bus numbers 3 and 4 operate a service from Norwich Bus Station in the city, to the Norfolk and Norwich University Hospital (NNUH). The bus stops on Colney lane just after the hospital and it is a short walk to the Norwich Research Park (NRP) where you will find directions to the Earlham Institute.

First Bus service information

Bus Numbers 21/21A operate a service from Castle Meadow in the city centre (Stop CS) and both stop at the NNUH and the NRP on Colney lane.

Bus Number 26 & 26A goes from Red Lion Street, (Stop BM) to the NRP.

Bus Numbers 11/11A/12 goes from Castle Meadow (Stop CV) and stops outside the NNUH at the Bus Forecourt. The Research Park is about a 10-minute walk away.

(Buses 11/11A/12 also operate from St Stephens Road directly to the NNUHI)

From the Norwich Train Station

A taxi rank is situated outside the train station; the journey by taxi is about 30 minutes with an average cost of £10.00.

First Group Information

First Bus, Number 25 from Stop DF/DE at the Train Station goes directly to the UEA, Chancellors Drive. Earlham Institute, it is then a 10 - 15-minute walk from there.

Number 26 also goes from this stop directly to the John Innes.



Train.

National rail information

Norwich has a direct link to London with an average journey time of 2 hours, with trains at half-hourly intervals.

Air.

Norwich International Airport

The airport provides links to over 70 European and 400 international destinations via the international hubs of Schiphol and Manchester airports. There are direct links to various UK destinations. There is no direct bus route from the airport although a taxi rank is situated outside the main terminal. Journey time is approx. 30 minutes with an average cost of £13.00. Pre-booked taxis can be found in the car park.

Stansted International Airport

Stansted provides links to UK destinations and various European hubs for onward international connections. It is an hour and a half by road from EI or an hour by train to Norwich City Centre.

Gatwick Airport: London has good train (via London), coach and road links to Norwich.

Heathrow Airport: London has good train (via London), coach and road links to Norwich.



Accommodation.

When searching for accommodation you may want to consider the distance to EI. If so, our postcode is NR4 7UZ.

For stays up to one week:

Arrandale Guest Lodge is a short bus ride from Norwich Research Park. A 20-minute walk will take you into the City, or 5-10 minutes by bus or car. There is a regular bus service running past the guest house into the city centre. +44 (0)1603 250150

Wensum Guest House is a ten minute walk into Norwich City Centre, with a short taxi ride to the Norwich Research Park. +44 (0)1603 621069

Annesley House Hotel – Situated on Newmarket Road, bus stop to NNUH is directly outside, take the 11/11A/12 to the NNUH, the Earlham Institute is a 10-minute walk away.

Best Western George Hotel – Situated on Arlington Lane, Newmarket Road. Bus stop to NNUH is across the road, take the 11/11A/12 to the NNUH, the Earlham Institute is a 10-minute walk away.

Air BnB will show flats and rooms to let for both short and longer term, sometimes in a shared or family home.

For stays of longer than one week:

Broadview Lodge at the University of East Anglia offers en-suite rooms with breakfast available at an on campus restaurant. +44 (0)1603 591918

Instant City Living specialises in short term serviced accommodation ideal for visiting workers. +44 (0)203 384 9837

Spare Room specialises in finding rooms in flats/houses to share, making it a cheaper option generally



City.


Norwich is an historic city with a rich culture of art, literature, and sport. This 'city of stories' is also a hub of research excellence - home to some of the leading scientific centres in the UK.

Life in Norfolk is relaxed and exciting at the same time, whether you're into the vibrant nightlife or the stunning natural beauty of the Norfolk Broads. You'll find an exciting blend of the old and the new, with plenty of things to do for all ages, all year round.

Norfolk is rich in natural beauty and has a hugely varied landscape - from stunning beaches along the coast to the world-famous Norfolk Broads - with over a hundred miles of rivers and lakes. There are many villages and towns to visit across the county and the countryside is perfect for fans of walking and cycling.

For those who prefer a bit of retail therapy, Norwich is one of the UK's top 10 shopping destinations with its two shopping centres, one of the largest open-air markets in the country, and hundreds of boutique local shops.

The **Norwich Lanes** are a unique network of historic streets, courtyards, and open spaces home to independent shops, cafes, galleries, and bars. The city comes alive at night with everything from trendy new restaurants to pubs, clubs and bars where you can dance the night away.





Earlham
Institute

earlham.ac.uk